

# MX.700.P150

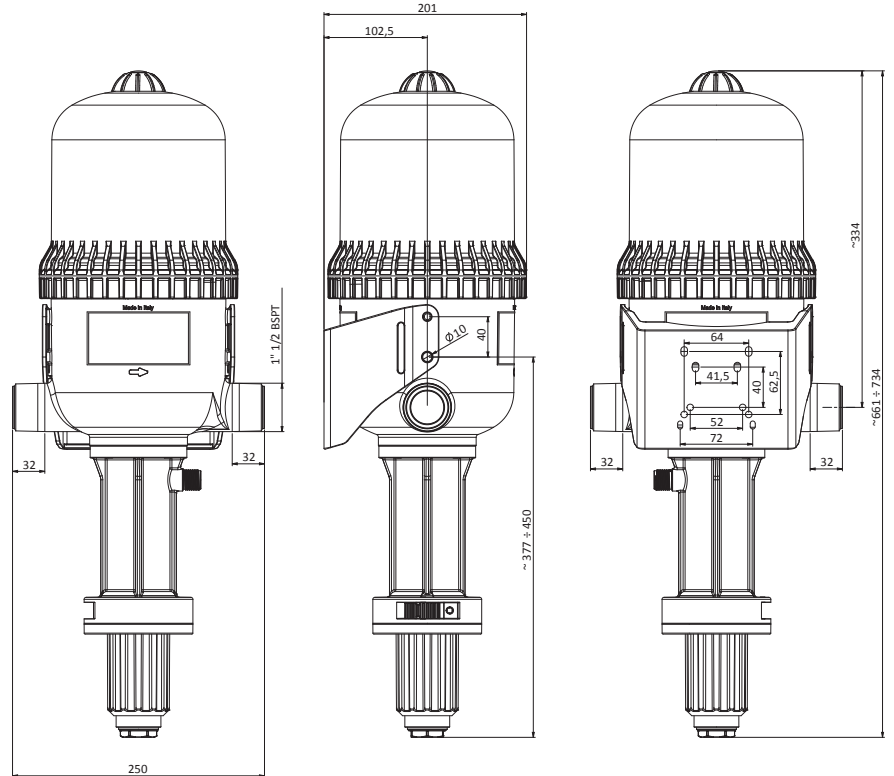
1 - 5 %

7,0  
m<sup>3</sup>/h

Massima portata motore  
Maximum motor flow rate



ITA QUOTE (mm) | GB DIMENSIONS (mm)



ITA CARATTERISTICHE | GB CHARACTERISTICS

Dosaggio min/max %  
Min/Max dosing ratio %

1 - 5 %

Min/Max rapporto dosaggio  
Min/Max dosing ratio

1:100 ; 1:20

Max portata motore  
Max water flow

7.000 l/h

Componenti plastici  
Plastic components

POM, PP, HDPE, PA12

Componenti metallici  
Metal components

AISI 316, Duplex

Guarnizioni  
Seals

Viton, EPDM

Pressione di lavoro  
Operating pressure

0,3 - 8 bar

Massima pressione statica  
Max static pressure

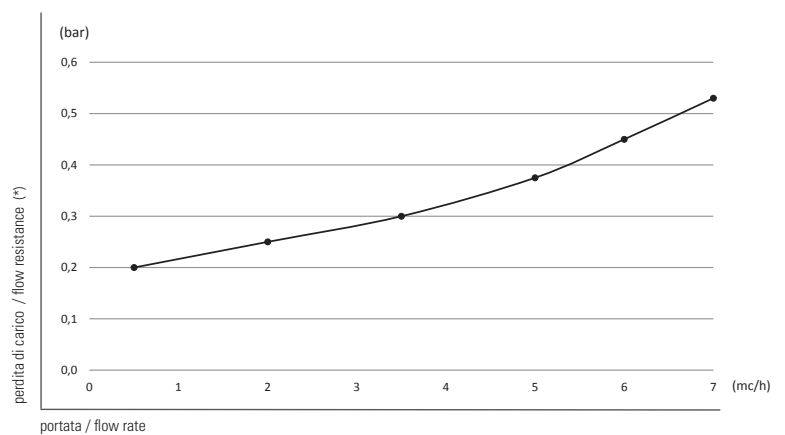
10 bar

Temperatura  
Temperature

5° - 40° C

ITA Grafico perdite di carico - pompa 1 - 5 %

GB Flow Resistance Graph - pump 1 - 5 %

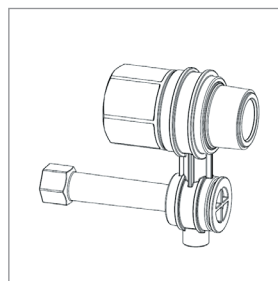


ITA VARIANTI E OPTIONAL | GB VARIANTS AND OPTIONAL

BYPASS

VERSIONE EXTREME / EXTREME VERSION

ON/OFF



Ulteriori informazioni tecniche disponibili su richiesta  
Additional technical information available on request

**miXtron**